

# Luxtec Surgical Loupes



## SIMPLIFIED CUSTOMIZATION

Luxtec adjustable surgical loupes make fitting easy, simplifying the customization procedure to a minor movement of the loupe body. Neither time-consuming multiple fittings nor intrusive Pupillary Distance (PD) measurements are required. The loupes can be adjusted to fit the surgeon's PD in seconds. In addition, if more than one set of loupes is needed for different procedures or operating positions (such as sitting or standing), the surgeon need only buy one set of frames and a second set of detachable loupes, instead of another set of costly prescription lenses and frames. Luxtec loupes can easily be flipped out of the line of sight so the surgeon can use his or her glasses for viewing fluoroscopy, X-rays or vital signs during a procedure.

# For Surgeons Who Demand the Best Vision Systems Available.




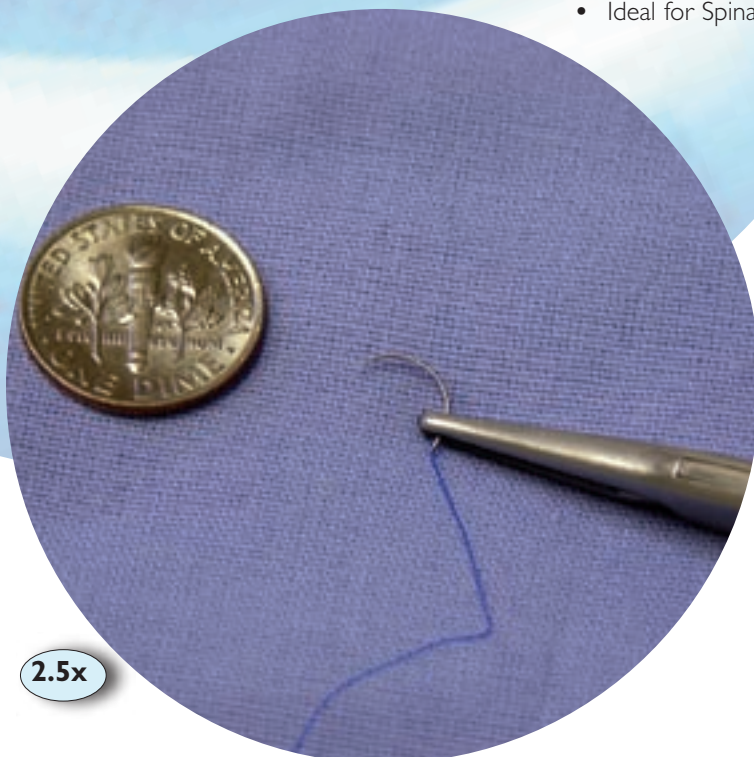
## INNOVATIVE DESIGN

- **Improved ergonomics:** Ease back pain with a choice of four working distances 34cm (13"), 42cm (16"), 46cm (18") or 50cm (20") so that correct posture can be achieved. While maintaining your working distance, the view of the entire surgical field is clear and precise.
- **Aluminum PD bar:** Unlike plastic PD bars, the aluminum bar will not slip after adjustment and maintains a stable base for years of use.
- **Autoclavable flip lever:** With the autoclavable flip lever, the loupes can easily be flipped from your line of sight. Simply flip the loupes again when required.
- **Total protection:** With autoclavable caps, your magnification systems are protected in all circumstances.
- **Near distance caps:** The unique feature of our distance caps enable you to decrease your working distance by 10cm which is ideal for surgical procedures requiring a sitting and standing position.



## GALILEAN LOUPES - 2.5x OR 3.0x MAGNIFICATION


- Maintaining focal clarity during head movement is made possible due to a superior depth of field.
- The ultra-lightweight aluminum bar and individual inter-pupillary adjustment provides stability for the mounted loupes and optimal focal alignment, eliminating eyestrain and headache.
- Ideal for Spinal, Maxillofacial, Plastic and General Surgery.




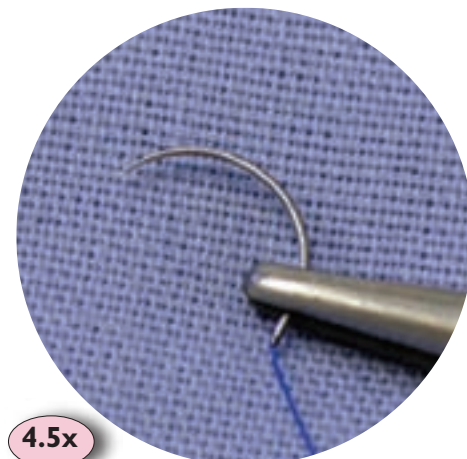



## PRISMATIC LOUPES - 3.5x, 4.5x OR 5.5x MAGNIFICATION

- Prismatic quality guarantees a crisp, true image, even at the highest magnification.
- Edge to edge clarity and precise color rendition is ideal for surgical applications.
- Precision lenses treated with anti-reflective coating produce a superior image.
- The compact design and reduced weight provides optical stability and comfort.
- Ideal for surgeons who require higher magnifications for critical surgical procedures (for example, digital vessels, fine nerve repair, vascular and pediatric surgery).



Actual View



3.5x

4.5x

5.5x

Working Distance Loupes	Field of View (diameter)			
	34cm / 13"	42cm / 16"	46cm / 18"	50cm / 20"
Galilean: 2.5x	8.1cm / 3.1"	10cm / 3.9"	10.9cm / 4.2"	11.8cm / 4.7"
Galilean: 3.0x	5.9cm / 2.3"	7.1cm / 2.7"	7.7cm / 3.0"	8.3cm / 3.2"
Prismatic: 3.5x	5.5cm / 2.1"	7.1cm / 2.7"	7.9cm / 3.1"	8.7cm / 3.4"
Prismatic: 4.5x	4.6cm / 1.8"	6.1cm / 2.4"	6.9cm / 2.7"	7.7cm / 3.0"
Prismatic: 5.5x	3.5cm / 1.4"	4.7cm / 1.8"	5.3cm / 2.1"	6.0cm / 2.3"

## YOUR CHOICE OF FRAME:

### Hogie™ Frame

The Hogie frames have been designed specifically for use with loupes, with durable wrap-around side arms and a unique magnetic height adjustable nosepad to maximize comfort and stability. The magnetic hinge attachment allows you to align your loupes at the correct working angle for each procedure. Replaceable wrap-around protective shields provide essential eye protection. Lightweight, professional and fashionable, the Hogie frames are available in nine different colors.

	Matte Black
	Gloss Black
	Light Blue
	Bright Blue
	Gold
	Green
	Pink
	Red
	Smoke



### Basic Frame

Lightweight, spring-loaded, comfortable frames are available in small, medium and large temple sizes. Prescription lenses can easily be added. Silicone side shields and the design of the frame provides full protection and comfort. The lightweight hinge, with a full range of viewing angles, reduces neck pain. With an autoclavable flip lever, the loupe is easily removed from your line of sight.

**LUXTEC**  
A Division of LXU Healthcare, Inc.

99 Hartwell Street  
West Boylston, MA 01583 USA  
Tel: +1-508-835-9700  
US Toll Free: 1-800-325-8966  
Fax: +1-508-835-9976  
www.luxtec.com